

## Areas of the Curriculum with ideas to support at home

### Personal, Social and Emotional Education


**Personal, social and emotional development** is one of the three prime areas in the Early Years Foundation Stage. It supports children to build relationships with others, understand and talk about feelings, learn about 'right' and 'wrong' and develop independence.



*Exploring feelings*



*Helping and supporting others*



*Making new friends*

### Ideas to support at home:


- Encourage your child to play with friends or siblings outside of school hours. Provide plenty of different materials and resources for them to choose from and get them working together to build things, solve problems and create things. Most importantly, promote sharing and turn-taking.
- If you have certain rules in your house, help your child to understand why they are in place. Discuss the rules and ask your child to contribute to them.
- Affirm and praise positive behaviour, explaining that it makes children and adults feel happier.

## Communication and Language

**Communication and language** is another one of the three prime areas in the Early Years Foundation Stage. It encompasses children experience a rich language environment to develop their own confidence and skills in expressing themselves. We exploring speaking and listening in a range of situations throughout the school year.



Sequencing stories



Retelling stories using story maps



Working together to complete a jigsaw

### Ideas to support at home:

- Play lots of games that encourage children to talk, such as I Spy, Spot the Difference and Simon Says
- Read books that make use of repetition, such as those containing rhymes and songs
- Listen to your child with interest, ask them about their day, and to retell familiar stories to you

## Physical Development

The other prime area of learning is **Physical Development**. This is where a child develops their movement and handling of objects, including pencils for writing. They also learn about their own body and health and levels of self-care.



Preparing our own snacks



Using tweezers



Mastering zips and buttons

### Ideas to support at home:

- Encourage your child to manage their own personal hygiene- E.g. Washing their hands and going to the toilet independently
- Have some practice sessions in dressing and undressing into their school uniform
  - Build towers from wooden blocks and Lego together
  - Have a go at copying your name
- Encourage your child to use a knife, fork and spoon when eating

## Literacy


**Literacy** is one of the four specific areas of learning. In literacy the children develop their early **reading** and **writing** skills.



Reading in the box corner with friends



Making marks



Exploring new stories

### Ideas to support at home:

- Help them to recognise their name
- Share stories with your children. Reading to your child improves both their vocabulary and their listening skills.
- Encourage your child to draw pictures, make marks and tell you about what it means

## Maths

In **maths**, another of the four specific areas, the children build on their early number foundations. Children will develop their skills in problem solving, understanding, understanding and using shapes and measure and develop their own spatial awareness.



Matching numerals and amounts



Counting skills during a game



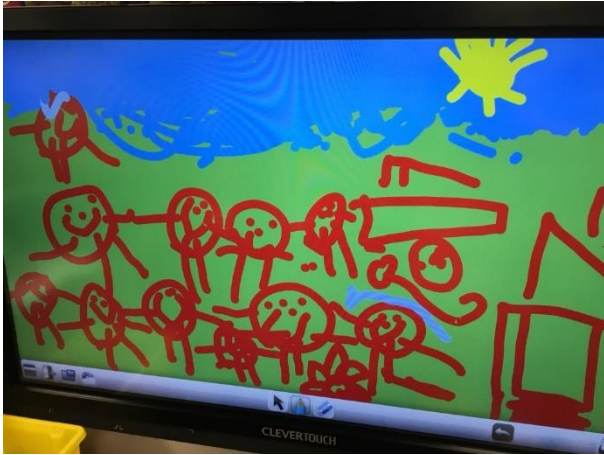
Developing subtraction skills

### Ideas to support at home:

- Listen to nursery rhymes with counting, E.g. five speckled frogs, ten in the bed, 1, 2, 3, 4, 5, etc
- Count with your child around the home; count the stairs as you walk up them together, count objects as you set the table for dinner
- Go on a number hunt around your local area, see if your child can recognise any numbers on the houses

## Understanding the World

**Understanding the World** encompasses three key areas; people and communities, the world and technology. In this specific area of learning the children learn about the physical world around them and their own community through opportunities to explore and observe people, places, technology and the environment.



*Exploring on the interactive whiteboard*



*Planting*



*Trying foods from around the world*

### Ideas to support at home:

- Take a walk in your local environment, what can you see?
- Cooking opportunities with your children give them the chance to explore heating and cooling, origins of food, curiosity about textures and tastes.
- Talk about technology in your home; remote controls, CD players, motorised toys. Encourage your children to think about how these work as they play and explore with them

## Expressive Arts & Design

**Expressive Arts & Design** is the last of the specific areas in the Early Years Curriculum. Within this, children develop their imagination and creativity. Children are provided with opportunities to use media and materials to represent their own feelings and ideas.



*Builders role play*



*Creating art in our PE lessons*



*Mixing colours*



*Enjoying our weekly music lesson*

### Ideas to support at home

- Encourage role play opportunities and dress up, exploring new characters and roles
  - Sing songs your child enjoys together
  - Use your recycling for junk modelling