


Starter activity

Can you label this bird?



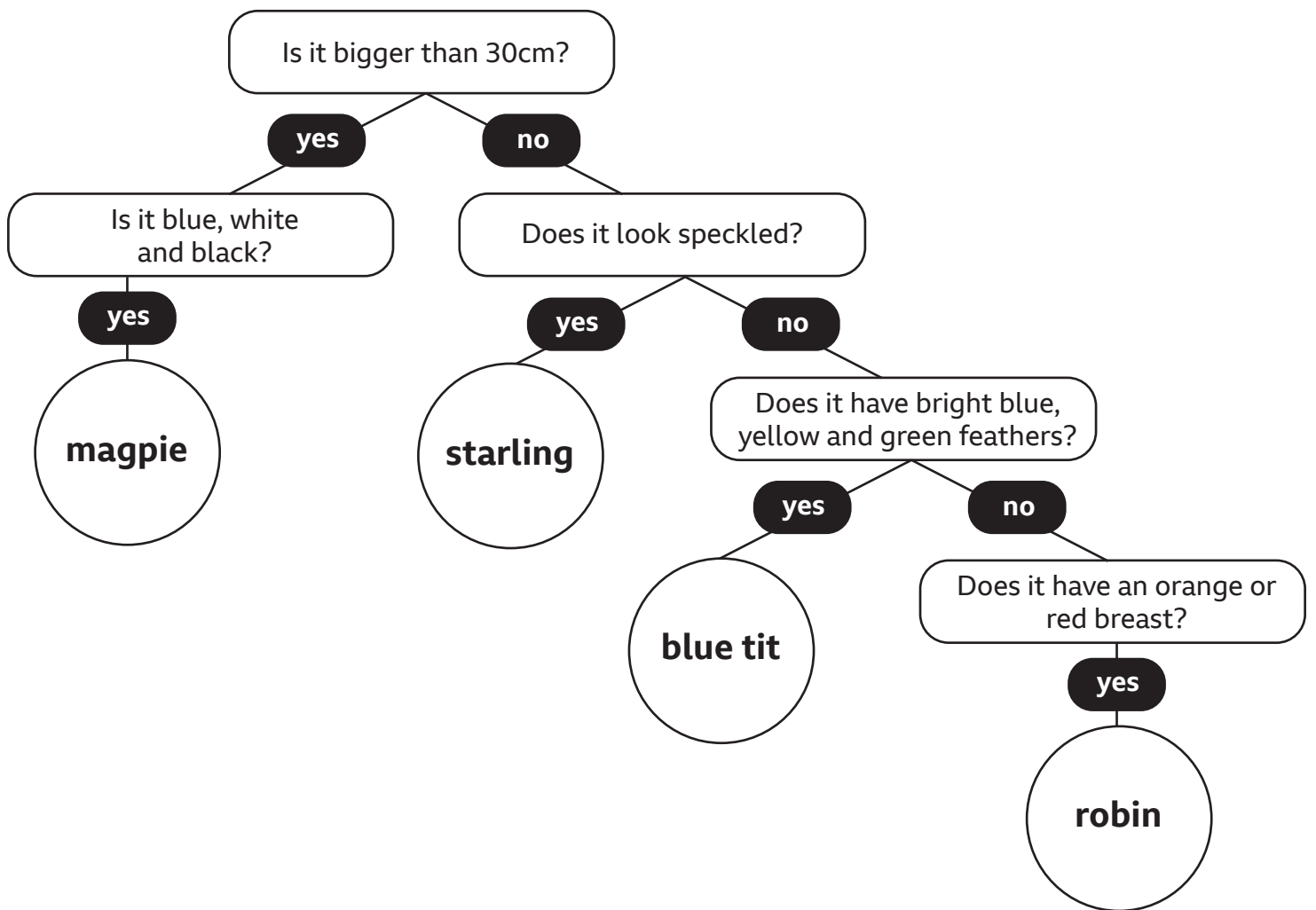
Classification keys

A key is a set of questions about the characteristics of living things.

You can use a key to identify a living thing or decide which group it belongs to by answering the questions.

Can you use the key on the next page to try and identify four commonly seen garden birds?

Use the fact files on the page and the videos from the Live Lesson to help you.



Size: 45cm
Habitats: Woods, parks, gardens, farms, moors and towns.

This bird is a: **magpie**



Size: 21.5cm
Habitats: Woods, grassland, farms and towns.

This bird is a: **starling**



Size: 11.5cm
Habitats: Woods, parks, gardens, towns and cities.

This bird is a: **blue tit**

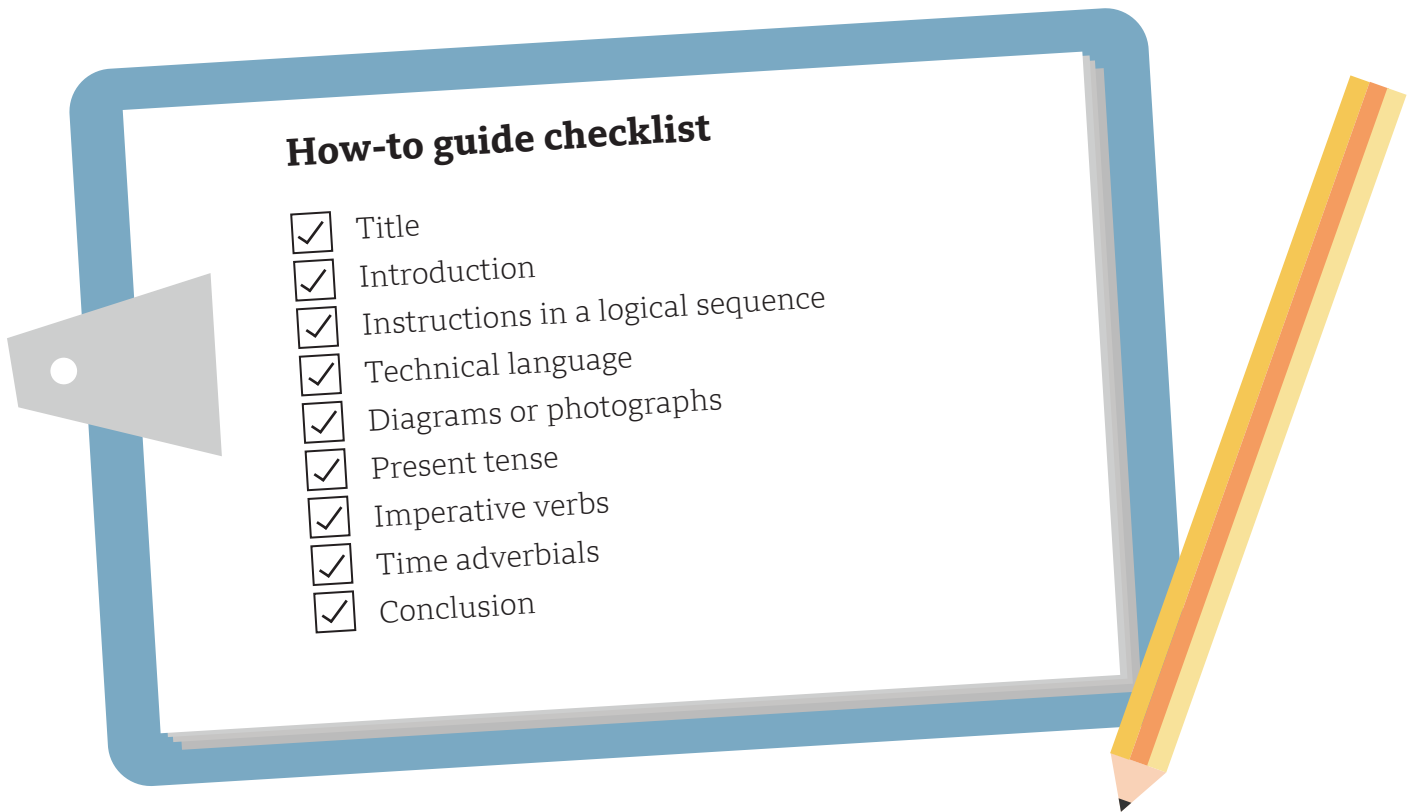


Size: 14cm
Habitats: Woods, gardens, parks and farms.

This bird is a: **robin**

How-to guides

Can you identify the features of a how-to guide in the text below? Circle or highlight the features and tick them off in the checklist when you see them.



How do I identify a bird? Title

There are more than 400 different species of birds living in the UK. You can spot them almost anywhere, but how do you tell which bird is which? Introduction

Things you'll need:


- your eyes and ears
- a notebook or sheet of paper
- a pair of binoculars (*optional*)

First, note down where you saw the bird, because certain birds favour a particular type of habitat. For example, the woods, a garden or a park. Time adverbials and instructions in a logical sequence.

Next, take note of the size and shape of the bird. Pay special attention to the shape of the bird's beak, tail or claws. Technical language

Finally, note down the colour of the bird. Be aware that birds can look different depending on their sex, time of year and their age. Imperative verbs in the present tense

Now that you have all your information, you can start to identify your bird using one of the widely available bird identification tools online. Conclusion



Diagrams or photographs

Data handling - Bar charts

Can you answer the questions using the bar chart below?

How many starlings were spotted?

2

Two types of birds were spotted the same number of times.
Which were they?

Blue tits and red kites



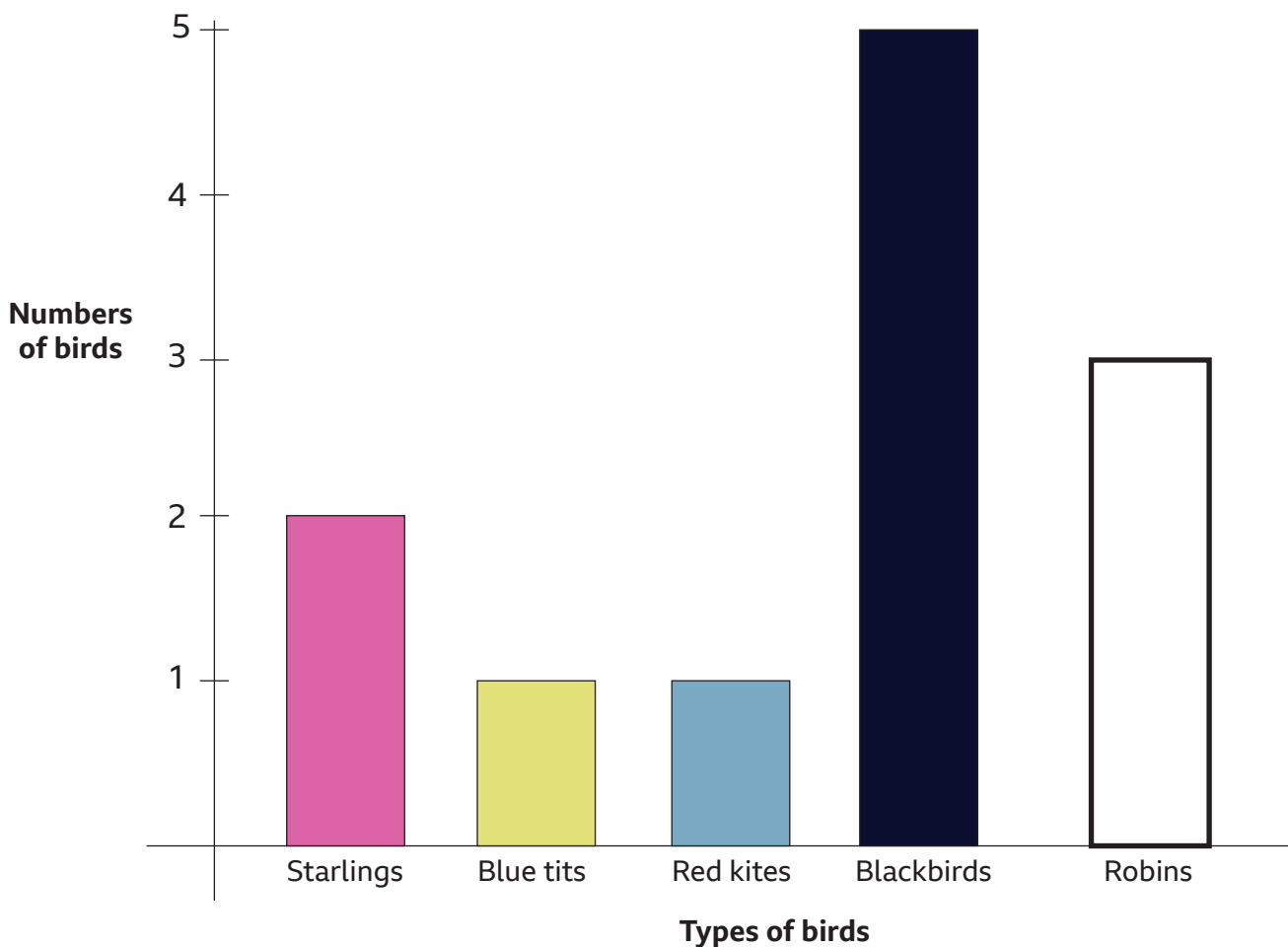
How many robins were spotted? Can you draw the number in the bar chart?

Clue 1: There were fewer robins spotted than blackbirds.

Clue 2: The number of robins spotted is more than the sum of blue tits and red kites.

Clue 3: The number of robins spotted is equal to two of the other groups of birds added together.

Birds that were spotted



Glossary

habitat - the place where a living thing lives

identify - to recognise a particular person or thing

bar chart - a chart or graph that presents data or information using bars of different lengths

axis - a reference line that is used on graphs and grids